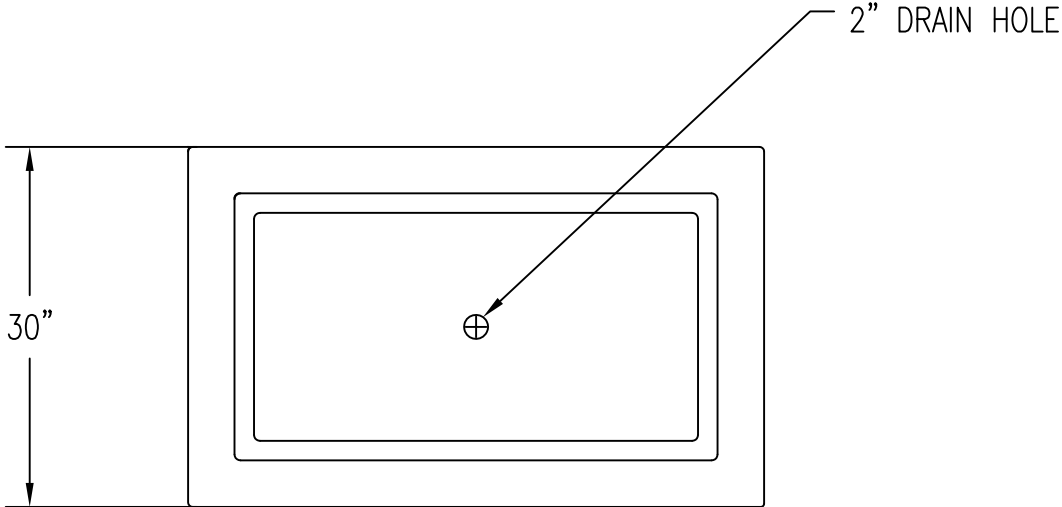


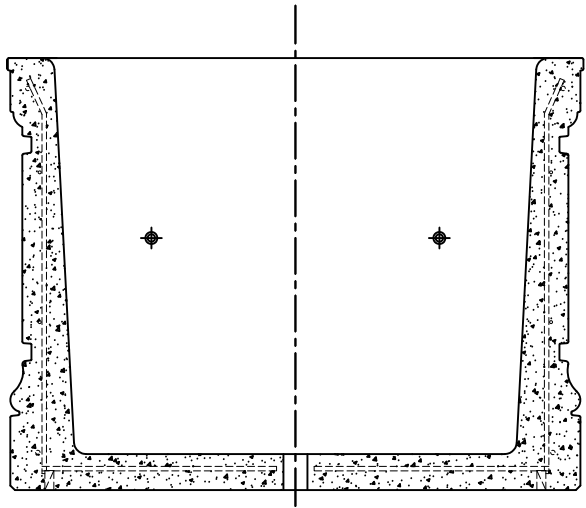
REVISIONS

	NAME	DATE	NOTES
1	---	-----	---
2	---	-----	---
3	---	-----	---
4	---	-----	---
5	---	-----	---
6	---	-----	---
7	---	-----	---
8	---	-----	---

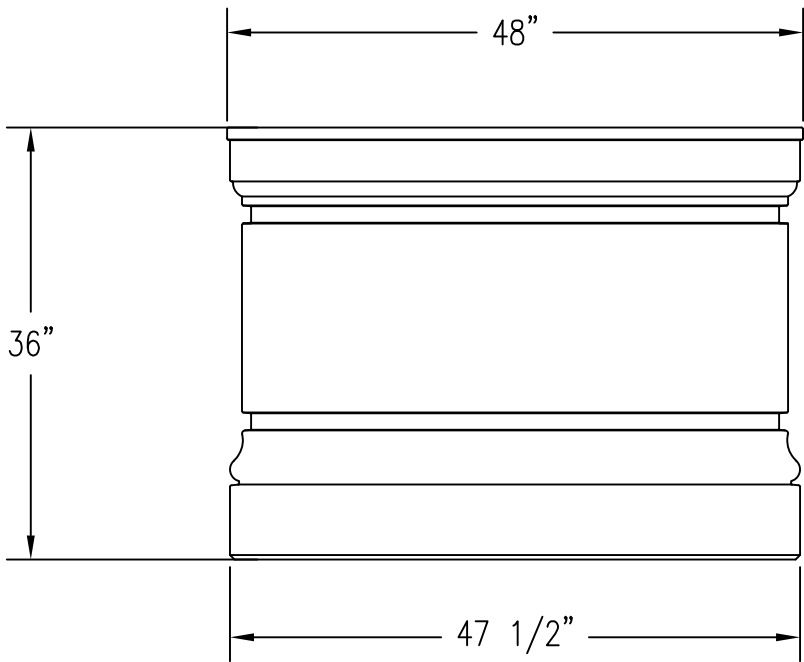
CONFIDENTIAL INFORMATION
THESE DRAWING, SPECIFICATIONS AND
OTHER INFORMATION AND DOCUMENTS
ACCOMPANYING THEM ARE THE
CONFIDENTIAL AND PROPRIETARY PROPERTY
OF WAUSAU TILE, INC. THE DRAWINGS
THEMSELVES SHALL BELONG TO THE
OWNER FOR USE ONLY ON THE PROJECT.
ANY ADDITIONAL USE SHALL REQUIRE THE
PRIOR WRITTEN APPROVAL OF WAUSAU
TILE, INC. THE PROPRIETARY INFORMATION
CONTAINED WITHIN THE DRAWINGS AND
THE DOCUMENTS IS AND SHALL REMAIN
THE SOLE PROPERTY OF WAUSAU TILE, INC



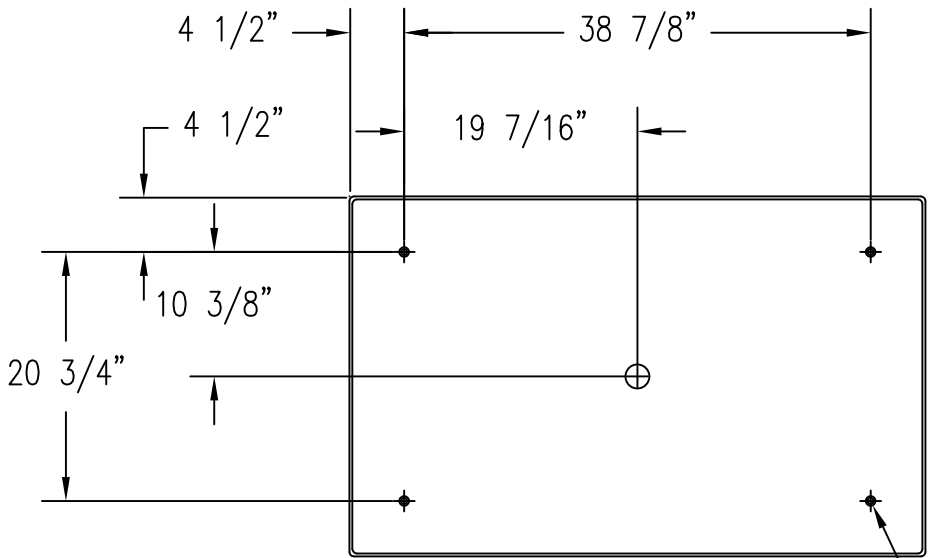
1 TOP VIEW



4 CROSS SECTION



2 ELEVATION VIEW



3 BOTTOM VIEW

JOB NAME

ADDRESS
CITY, STATE ZIP

UNLESS OTHERWISE SPECIFIED
DIMENSIONS ARE IN INCHES
FRACTIONS ±1/8"

DRAWN BY: TAS

DATE: 6/28/17

CO NUMBER: ?

WEIGHT: 1,900 LBS

PRODUCT NO.

WS4241